



Mathematics 11 Level
Challenge Examtics 11 Level evel

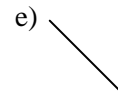
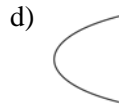
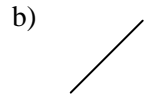
9. The

16. The graph of $x + y = 1$ is

a)

b)

20. Which of the following best resembles the graph of $y = \frac{1}{2} 3x - x^2$



21. If the point A has coordinates (-4, 2) and the point C has coordinates (5, 14), then the distance from A to C in the xy-plane is

a) 9

b) 12

c) 17

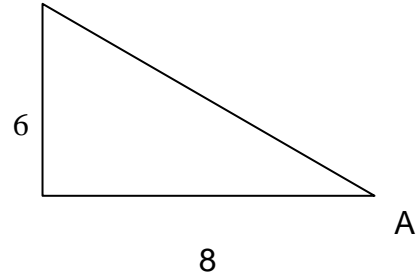
d) 15.2599945

27. The solution set of the inequality $x^2 - 4x - 5 < 0$ is

- a) $x < 1$ b) $x > 5$ c) $x < 4$ or $x > 5$ d) $x < 1$ or $x > 5$ e) $5 < x < 1$
-

28. In the right-angle triangle in the sketch, the sine of angle A is

- a) $\frac{3}{5}$ b) $\frac{4}{5}$ c) $\frac{3}{4}$ d) $\frac{4}{3}$ e) $\frac{7}{12}$



29. $\sin(60^\circ)$

- a) 0 b) 1 c) $\frac{1}{2}$ d) $\frac{\sqrt{3}}{2}$ e) $\frac{1}{\sqrt{2}}$
-

30. If $f(x) = \frac{2x - 6}{x - 2}$, then $f(a - 2)$

- a) $\frac{5}{2}$ b) $\frac{2a - 8}{a - 4}$ c) $\frac{2a - 10}{a - 4}$ d) $\frac{2a - 6}{a - 2}$ e) $\frac{2a - 6}{a - 4}$
-
-

ANSWER SHEET FOR
MATHEMATICS 11 PRACTICE EXAM

1. E
2. C
3. D
4. D
5. A
6. B
7. B
8. A
9. D
10. D
11. A
12. A
13. B
14. E
15. D
16. A
17. B
18. D
19. C
20. A
21. D
22. C
23. D
24. B
25. B
26. D
27. E
28. A
29. D
30. C